



# 2022-23 District Improvement Committee: Meeting #1

Plano ISD  
District-Based Improvement Committee  
September 19, 2022

# 2022-23 District Improvement Committee



## Welcome and Introductions

- Welcome
- Introduction of Members

Lisa Wilson  
Dr. Dash Weerasinghe

## New Business

- 2022 Accountability Review
- Fall MAP Data Review
- District Performance Objectives and HB3 Goals
- District Improvement Plan Strategies

Dr. Dash Weerasinghe  
Antoine Spencer  
Dr. Dash Weerasinghe  
Lisa Wilson, Laurie Taylor



# 2021-22 Accountability Update

Fall 2022

# 2022 Accountability System



## Domain 1: STAAR and CCMR Performance

- Elementary, Middle, and 9-10 High Schools: All STAAR
- Senior Highs and Academy: STAAR (40%), CCMR (40%), and Graduation Rates (20%)

## Domain 2A: STAAR Growth

- Domain 2B: Relative Performance
- Domain 1 STAAR score compared to campus Economically Disadvantaged

## Domain 3: Closing the Gaps - Meeting targets by 13 student groups

- STAAR/EOC Performance at Meets standard for Reading and Math
- STAAR Growth for Reading and Math
- English Language Learner Growth in TELPAS
- All STAAR Subject Performance for Elementary, Middle, and 9-10s
- College, Career, and Military Readiness for Senior Highs/Academy

# 2022 Accountability System



## Overall Rating:

- (Best of Domain 1, Domain 2A, or Domain 2B) x 70% + (Domain 3 x 30%)

## Rules:

- For 2022 accountability, schools receiving a D (60-69) or F (below 60), will not receive a letter grade and will be reported as “Not Rated: Senate Bill 1365”
- A district may not receive an overall or domain rating of A if the district includes any campus with a corresponding overall or domain scaled score less than 70. In this case, the highest scaled score a district can receive for the overall or in the corresponding domain is an 89.

## Elementary (45 Schools with the Virtual Academy)

Rating	Domain 1	Domain 2	Domain 2-A	Domain 2-B	Domain 3	Overall
A	26	26	26	4	17	24
B	4	15	14	19	11	16
C	11	3	3	15	16	4
Not Rated (D,F)	4	1	2	7	1	1

## Middle (13 Schools)

Rating	Domain 1	Domain 2	Domain 2-A	Domain 2-B	Domain 3	Overall
<b>A</b>	<b>6</b>	<b>5</b>	<b>5</b>	<b>1</b>	<b>6</b>	<b>6</b>
<b>B</b>	<b>4</b>	<b>7</b>	<b>7</b>	<b>7</b>	<b>3</b>	<b>5</b>
<b>C</b>	<b>3</b>	<b>1</b>	<b>1</b>	<b>2</b>	<b>4</b>	<b>2</b>
<b>Not Rated (D,F)</b>				<b>3</b>		

## High School (6 Schools)

Rating	Domain 1	Domain 2	Domain 2-A	Domain 2-B	Domain 3	Overall
A	1					1
B	2	3	3	1	1	1
C	3	3	3	5	5	4



## Senior High Schools and Academy (4 Schools)

Rating	Domain 1	Domain 2	Domain 2-A	Domain 2-B	Domain 3	Overall
A	4				1	3
B		4	1	4	2	1
C			1		1	
Not Rated			2*			

\* Plano West and Plano East are 11-12 campuses and do not have sufficient test results to compute Growth for Domain 2-A

## District Rating

	<b>Domain 1</b>	<b>Domain 2-A</b>	<b>Domain 2-B</b>	<b>Domain 3</b>	<b>Overall</b>
<b>TEA Reported</b>	<b>89 - B</b>	<b>91 - B</b>	<b>89 - B</b>	<b>88 - B</b>	<b>89 - B*</b>



# Federal Accountability

## Targeted Support and Improvement

- **21-22: 8 campuses identified in 2019 Accountability and carried over**
- **22-23: 3 campuses identified**

## Additional Targeted Support

- **21-22: two campuses identified in 2019 Accountability and carried over**
- **22-23: no campuses identified**



# 2022-23 Fall MAP Update

Fall 2022

# MAP 2022 Fall - Median Percentile



Grade	2021 Fall Science	2022 Fall Science	2021 Fall Math	2022 Fall Math	2021 Fall Reading	2022 Fall Reading
<b>KG</b>			<b>71</b>	<b>64</b>	<b>65</b>	<b>58</b>
<b>1</b>			<b>67</b>	<b>62</b>	<b>67</b>	<b>63</b>
<b>2</b>			<b>63</b>	<b>59</b>	<b>60</b>	<b>64</b>
<b>3</b>	<b>72</b>	<b>69</b>	<b>69</b>	<b>66</b>	<b>72</b>	<b>71</b>
<b>4</b>	<b>76</b>	<b>76</b>	<b>72</b>	<b>72</b>	<b>73</b>	<b>73</b>
<b>5</b>	<b>76</b>	<b>77</b>	<b>69</b>	<b>72</b>	<b>71</b>	<b>72</b>
<b>6</b>	<b>79</b>	<b>75</b>	<b>67</b>	<b>67</b>	<b>73</b>	<b>70</b>
<b>7</b>	<b>76</b>	<b>77</b>	<b>70</b>	<b>65</b>	<b>71</b>	<b>68</b>
<b>8</b>	<b>79</b>	<b>76</b>	<b>-</b>	<b>42*</b> (2,013, Non A1)	<b>69</b>	<b>66</b>

# MAP to STAAR Projections - Elementary



<b>Grade</b>	<b>Science Approaches Rate</b>	<b>Science Meets Rate</b>	<b>Math Approaches Rate</b>	<b>Math Meets Rate</b>	<b>Reading Approaches Rate</b>	<b>Reading Meets Rate</b>
<b>2</b>			<b>71</b>	<b>41</b>	<b>72</b>	<b>45</b>
<b>3</b>	<b>71</b>	<b>29</b>	<b>75</b>	<b>46</b>	<b>81</b>	<b>57</b>
<b>4</b>	<b>78</b>	<b>40</b>	<b>77</b>	<b>50</b>	<b>83</b>	<b>55</b>
<b>5</b>	<b>77</b>	<b>43</b>	<b>83</b>	<b>58</b>	<b>84</b>	<b>59</b>

# MAP to STAAR Projections - Spanish Reading



<b>Grade</b>	<b>Reading Approaches Rate</b>	<b>Reading Meets Rate</b>
<b>3</b>	<b>64</b>	<b>30</b>
<b>4</b>	<b>67</b>	<b>30</b>
<b>5</b>	<b>75</b>	<b>41</b>

# MAP to STAAR Projections - Middle



Grade	Science Approaches Rate	Science Meets Rate	Math Approaches Rate	Math Meets Rate	Reading Approaches Rate	Reading Meets Rate
6	84	46	83	54	83	57
7	86	54	84	52	85	63
Gr 7 Algebra I (255)			100	98.4		
8	87	59	75	28 (2,013, Non AI 1)	87	66
Gr 8 Algebra I (1,530)	-	-	99.6	92	-	-
Gr 9 Algebra I (1,673)	-	-	82	40	-	-



# MAP to SAT Projections On Track to CCR



<b>Grade</b>	<b>On Track for CCR Reading</b>	<b>On Track for CCR Mathematics</b>
<b>5</b>	<b>79%</b>	<b>58%</b>
<b>6</b>	<b>73%</b>	<b>45%</b>
<b>7</b>	<b>70%</b>	<b>45%</b>
<b>8</b>	<b>72%</b>	<b>15%</b> <b>(2,013 students; Not including Algebra I)</b>



# Data Analyses for DIP

Fall 2022

# Reading and Mathematics - STAAR Meets Grade Level

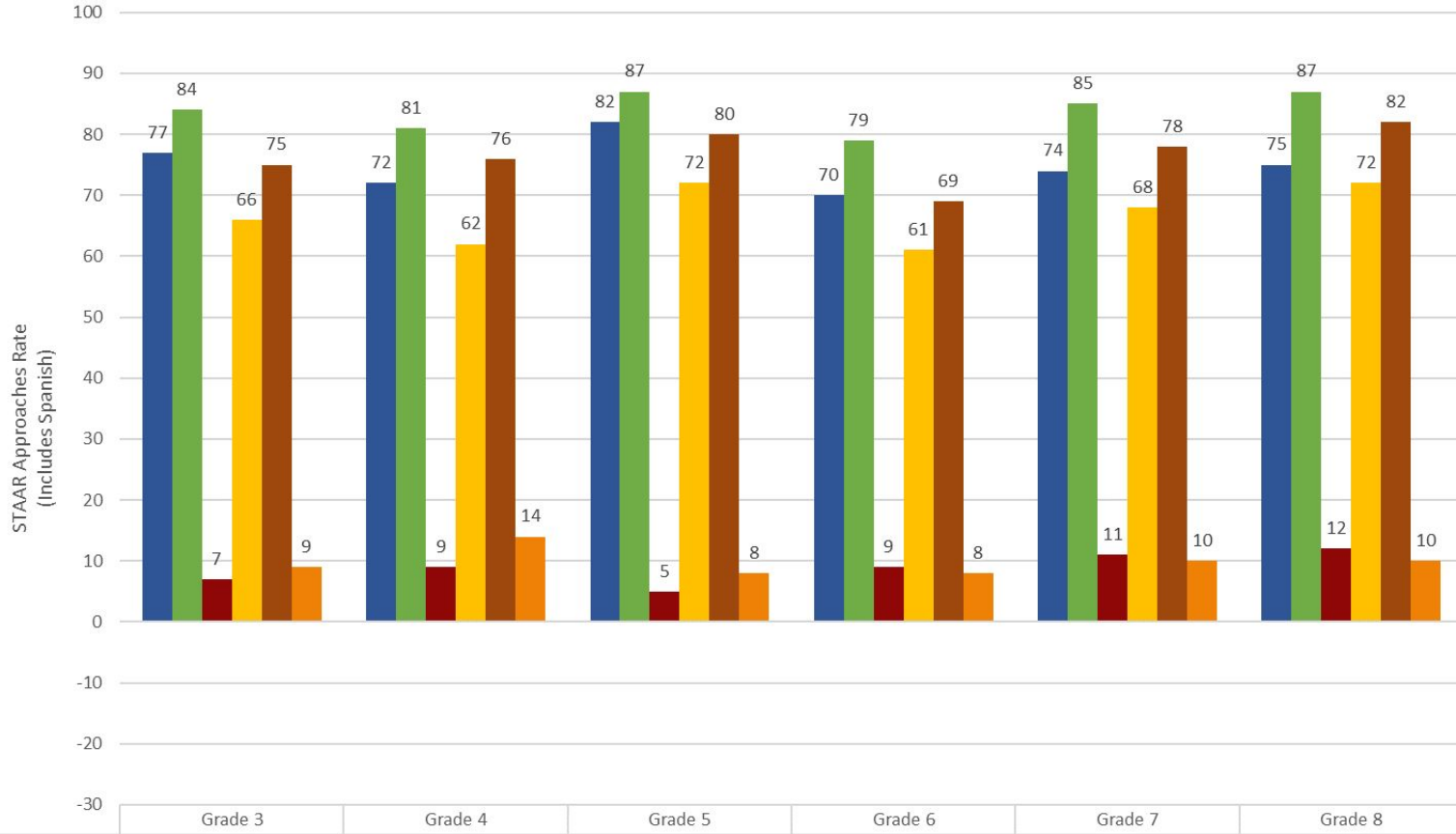
READING	18-19 STAAR	20-21 STAAR <i>*participation</i>	21-22 Reset Goal	21-22 STAAR
Grade 3	60%	52%	59%	66%
Grade 4	58%	48%	58%	66%
Grade 5	66%	60%	58%	72%
Grade 6	51%	46%	62%	60%
Grade 7	64%	56%	64%	70%
Grade 8	70%	54%	68%	69%

MATH	18-19 STAAR	20-21 STAAR <i>*participation</i>	21-22 Reset Goal	21-22 STAAR
Grade 3	64%	43%	50%	56%
Grade 4	61%	48%	49%	53%
Grade 5	71%	57%	55%	59%
Grade 6	61%	51%	57%	54%
Grade 7	64%	48%	56%	33%*
Grade 8	61%	38%	62%	69%*

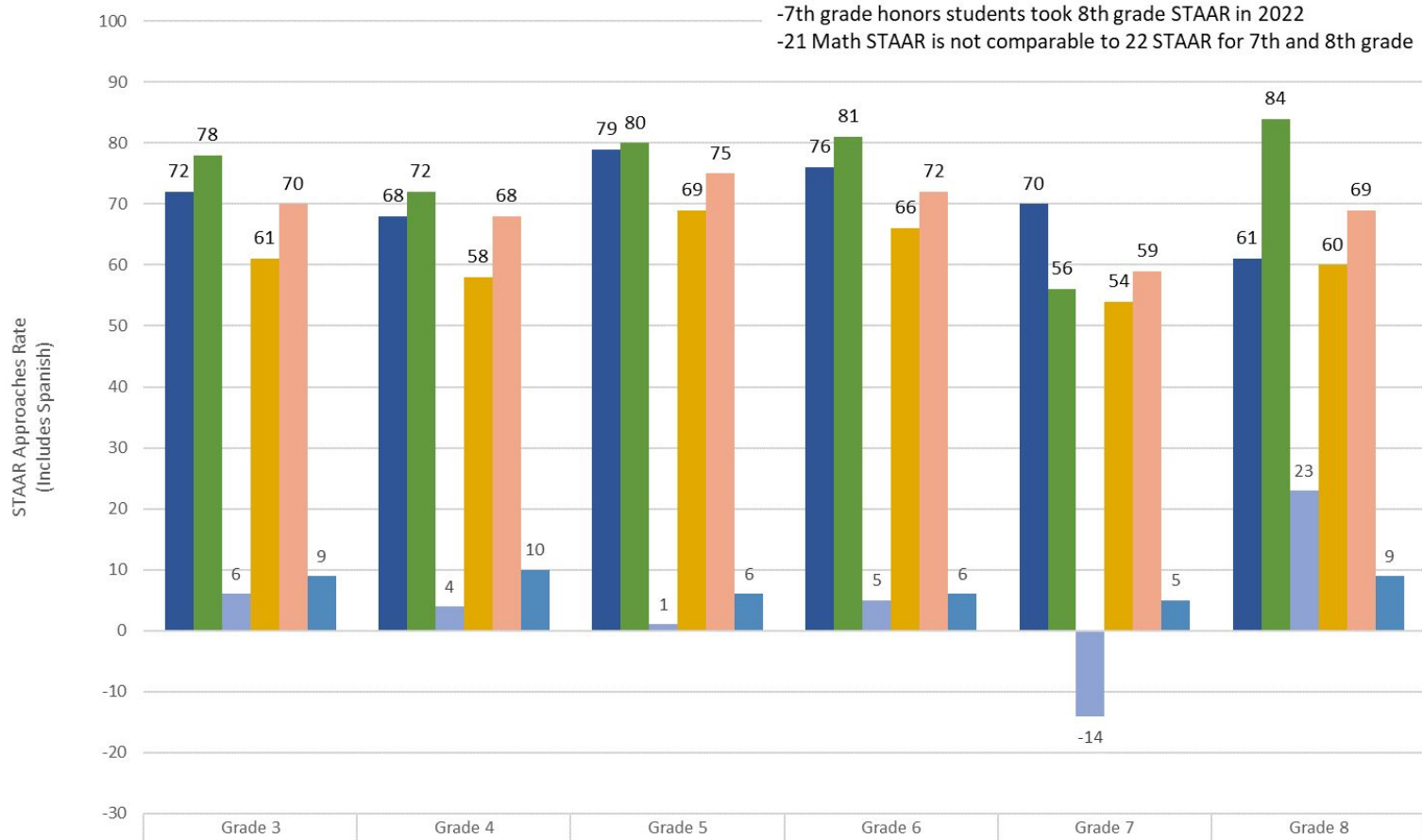


*\*Scores are impacted by lowered participation rates*

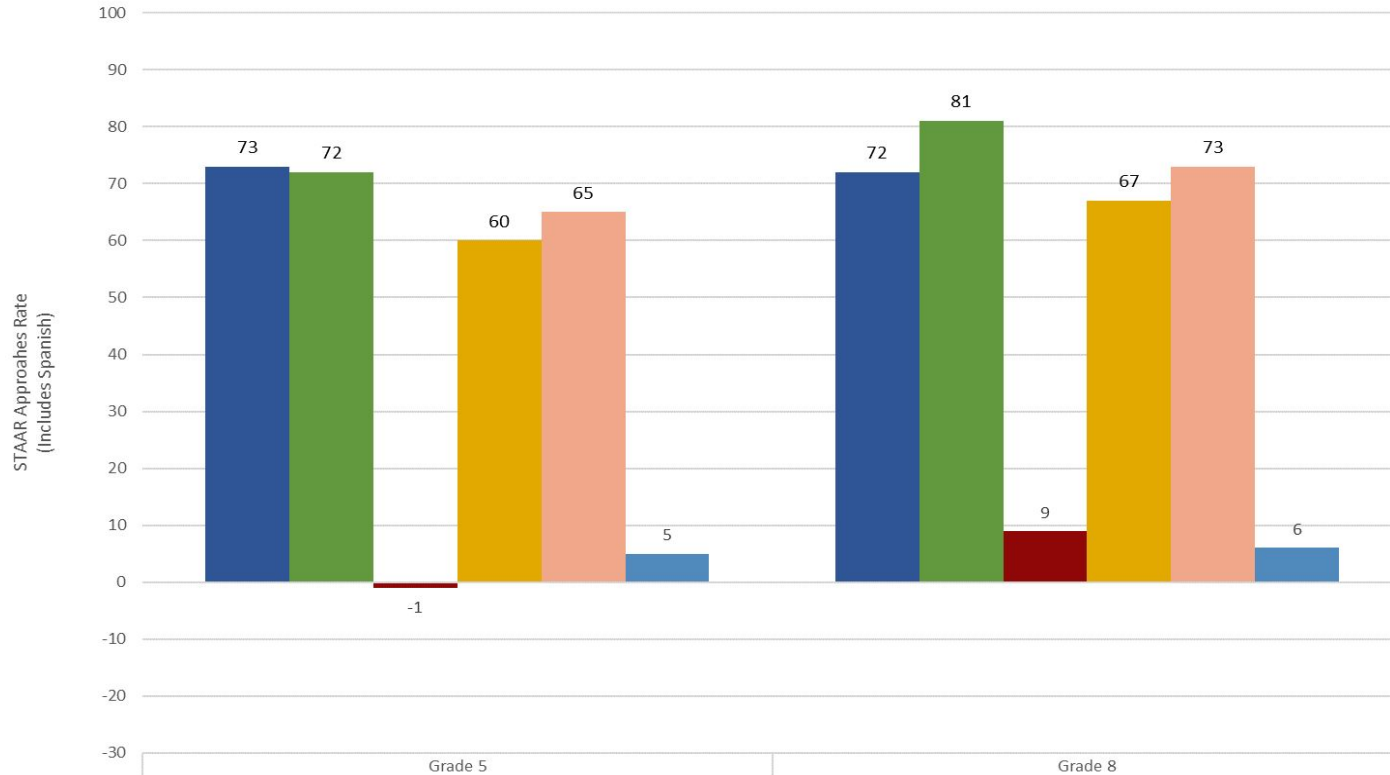
# STAAR Reading Approaches Standard 2021 and 2022: Plano and State



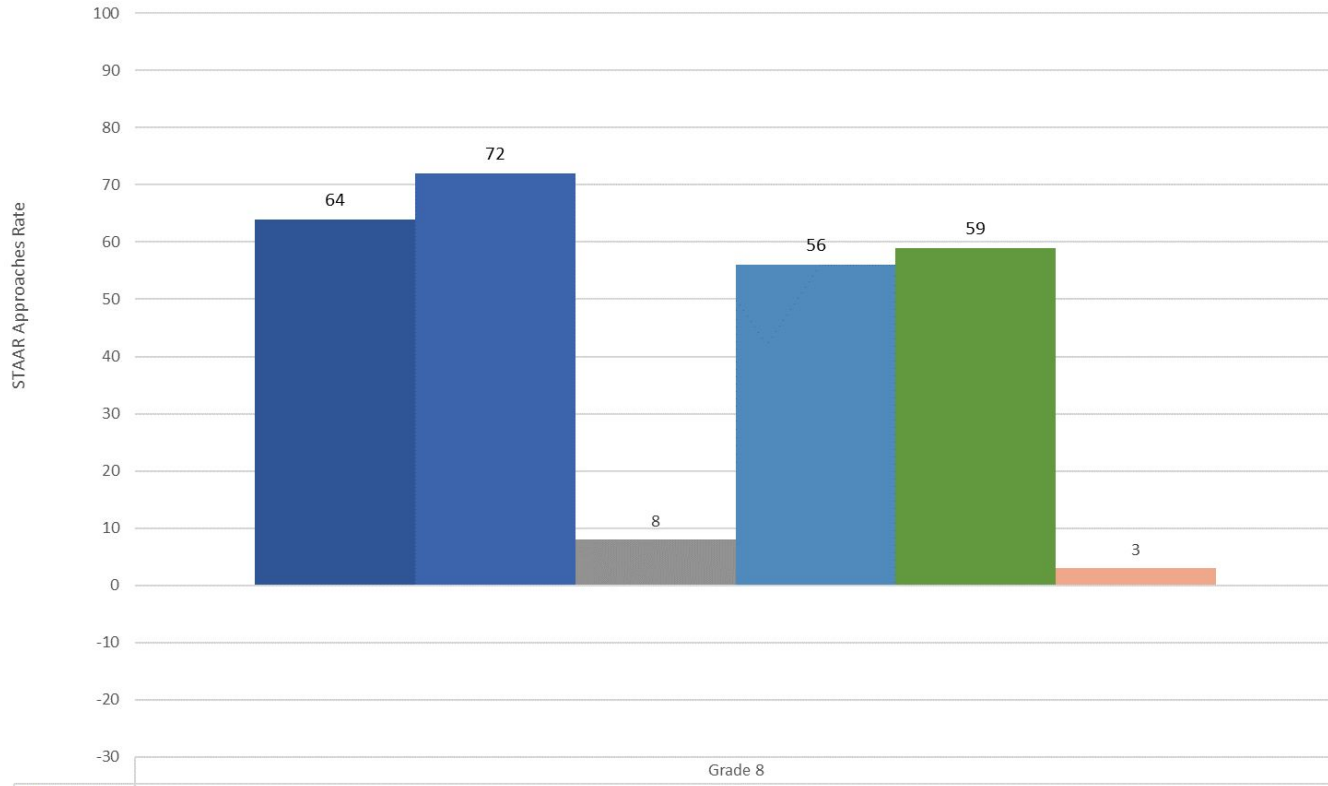
# STAAR Math Approaches Standard 2021 and 2022: Plano and State



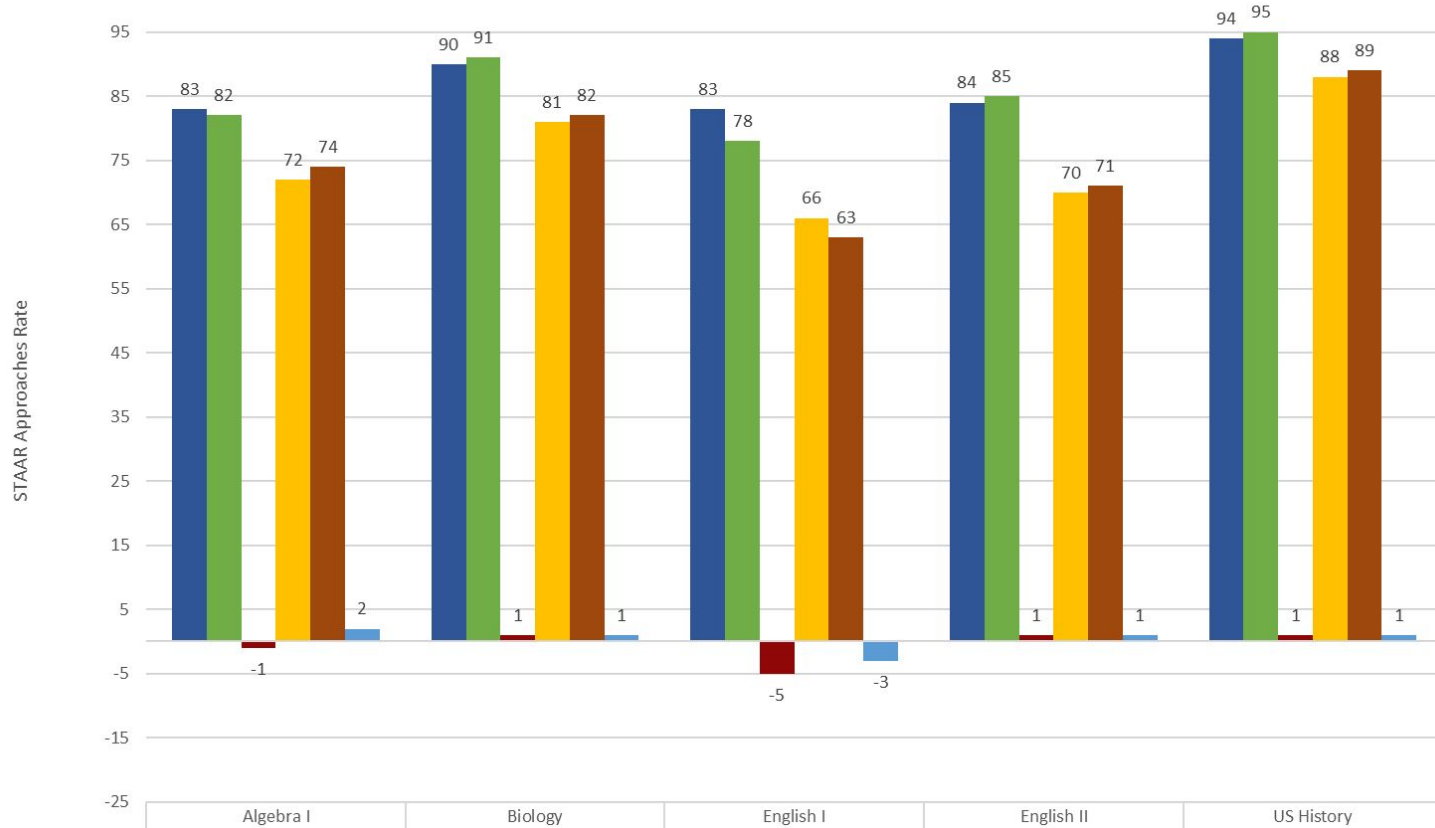
# STAAR Science Approaches Standard 2021 and 2022: Plano and State



# STAAR Social Studies Approaches Standard 2021 and 2022: Plano and State



# STAAR EOC Approaches Standard 2021 and 2022: Plano and State





# District Performance Objectives Data: 2022 to 2027

## Reading

## All Grades

Year	African American	Hispanic	White	American Indian	Asian	Pacific Islander	Special Ed.	Eco Disadv.	Former Spec. Ed.	EL Current	Cont. Enrolled	Non-Cont.	All
<b>2022</b> # of Students	3841	7833	8954	81	6662	26	3747	9892	913	6491	21693	6992	28685
<b>2022</b>	50	49	77	65	87	50	32	50	69	46	72	56	68
<b>2023</b>	52	51	78	66	88	52	35	52	70	48	73	57	69
<b>2024</b>	54	53	78	67	88	54	38	54	70	50	73	59	69
<b>2025</b>	56	55	79	68	89	56	42	56	71	53	74	61	70
<b>2026</b>	60	59	81	69	91	60	48	60	73	57	76	64	72
<b>2027</b>	64	63	82	71	92	64	55	64	74	62	77	67	73

## Review Handout with Performance Objectives

- Reading
- Math
- Science 5 and 8
- Social Studies 8
- College, Career, and Military Readiness





# District Improvement Planning and House Bill 3 Goals

Fall 2022

# District and HB3 Performance Goals

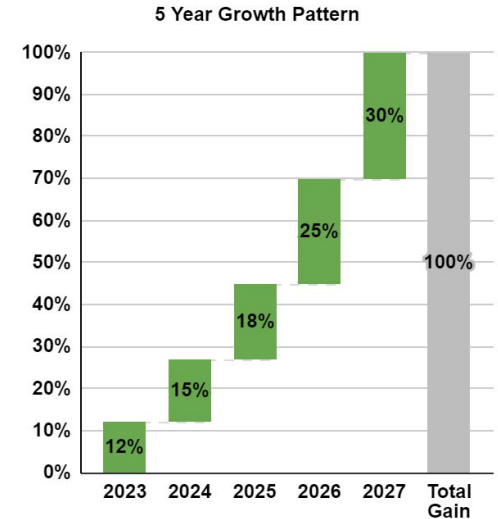
## HB 3 Board Goals

School boards are required to adopt plans in early childhood literacy and math, as well as college, career, and military readiness. All plans are required to include:

- annual goals for aggregate student growth on 3rd grade math and reading STAAR;
- annual goals for aggregate student growth on CCMR readiness indicators evaluated under the student achievement domain; and
- annual targets for students in each group evaluated under closing the gaps domain;

## DIP Performance Goals

- These are annual goals
- The 2023 Goals from HB3 are the district's annual goals



# Campus Performance Objectives and HB3 Goals

## HB 3 Campus Goals

- The required improvements in performance for each campus for all students and each student group are the same increases required at the district level.
- All DBIC members had the opportunity to review Campus Performance Objectives prior to meeting and attached in the agenda.

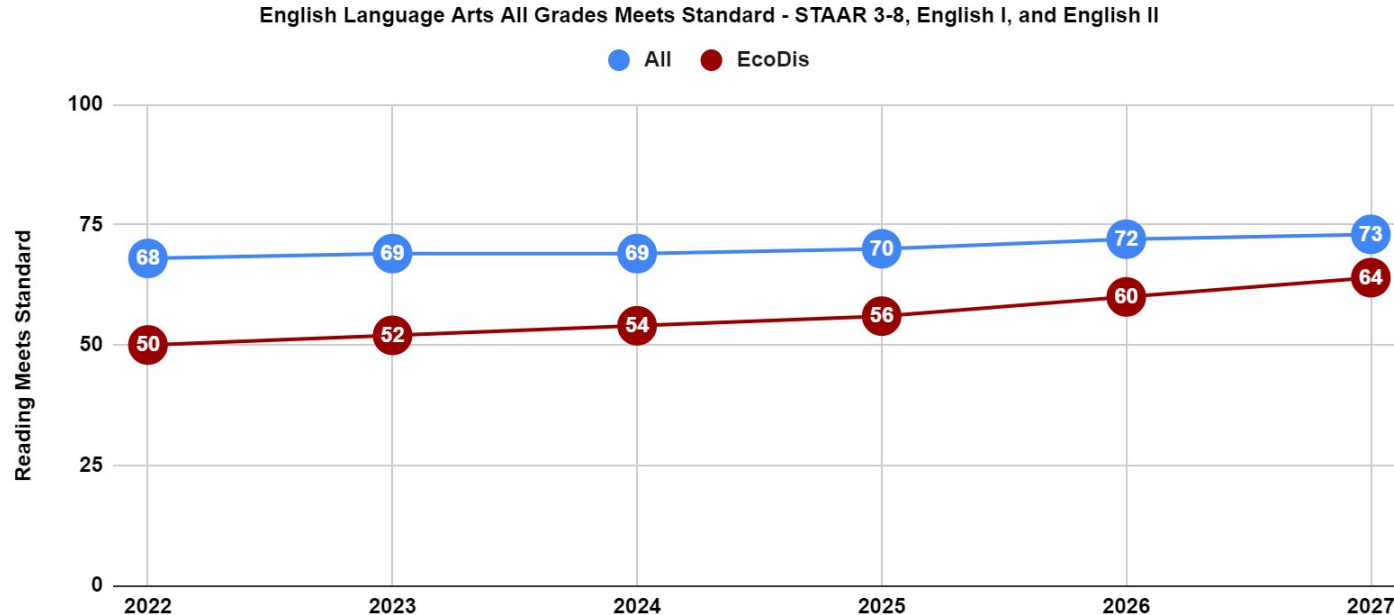
## CIP Performance Objectives

- These are annual goals
- The 2023 Goals from HB3 are the campus's annual goals
- The Board will be reviewing and approving the Campus Performance Objectives and HB3 Goals on Tuesday, September 20.



# DPO 6: Reading/ELA Performance Objective 2022-2027

Plano ISD will increase student learning in Reading/ELA as evidenced by an increase in student performance on STAAR/EOC for All students by 5% at Approaches and 5% at Meets standard by 2027. Performance for Economically Disadvantaged students will increase by 14% at Approaches and 14% at Meets standard.

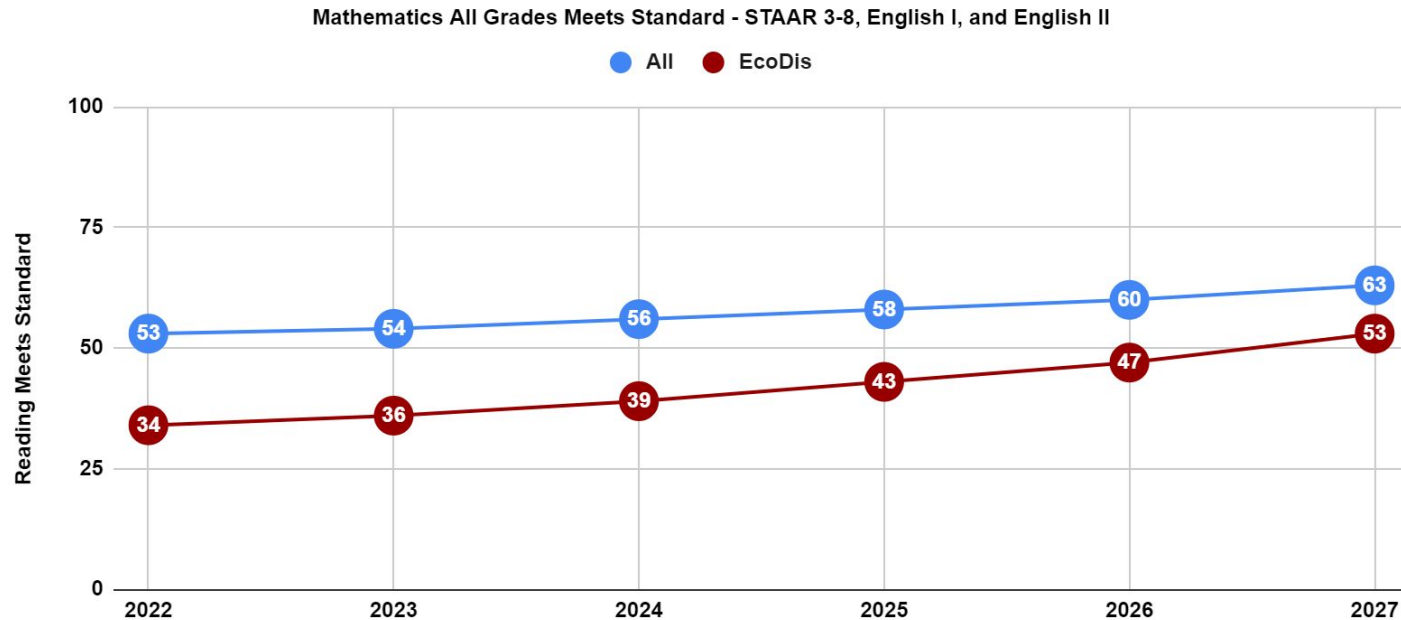


# Reading Language Arts - Major Strategies

- Facilitate professional learning and provide tools for campus teams:
  - (1) to monitor student progress through PLCs to improve student performance and growth;
  - (2) to respond to data to strengthen tier 1 instruction to improve student performance and growth.
- Train campus teams to analyze and adjust instructional practices based on multiple sources of data.
- Design and provide training for general education teachers to improve inclusion practices for special education students across all grade levels.

# DPO 8: Mathematics Performance Objective 2022-2027

Plano ISD will increase student learning in Mathematics as evidenced by an increase in student performance on STAAR/EOC for All students by 10% at Approaches and 10% at Meets standard by 2027. Performance for Economically Disadvantaged students will increase by 19% at Approaches and 19% at Meets standard.



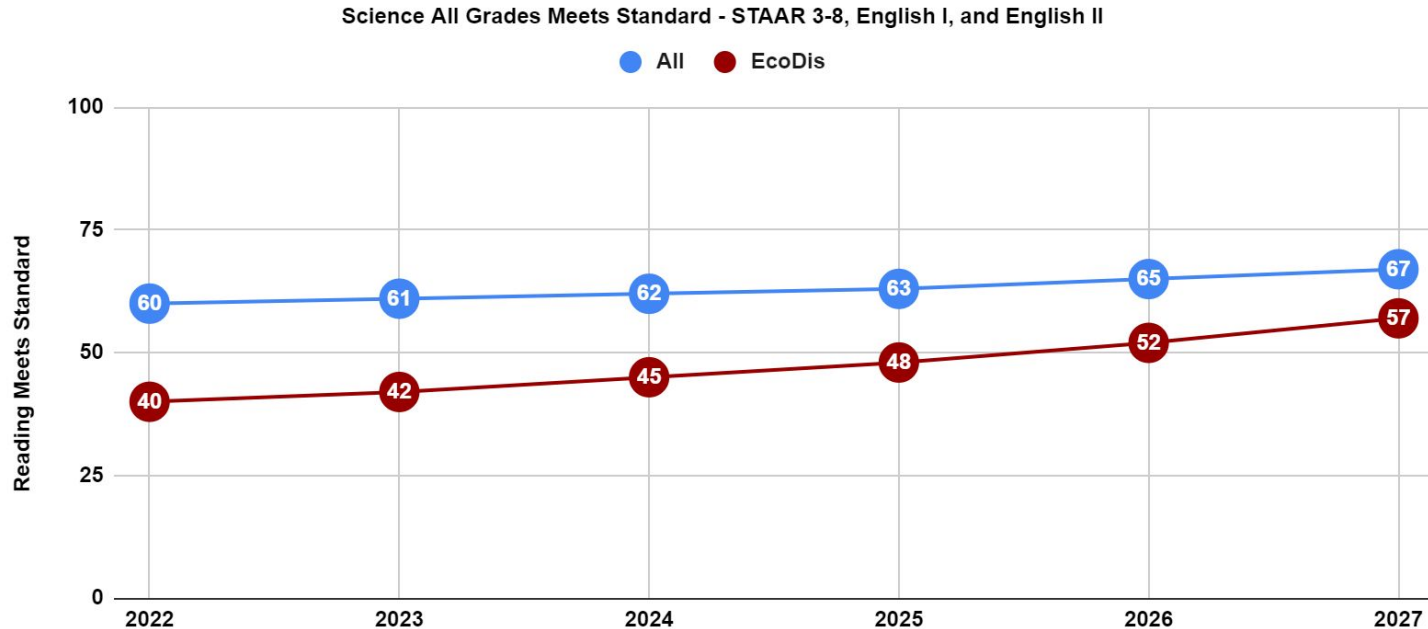
# Mathematics - Major Strategies

- Facilitate professional learning and provide reflection tools for campus teams:  
(1) to monitor student progress through PLCs to improve student performance and growth;  
(2) to respond to data to strengthen tier 1 instruction to improve student performance and growth.
- Facilitate professional learning and provide reflection tools to analyze and adjust instructional practices.
- Design and provide training for general education teachers to improve inclusion practices for special education students across all grade levels.



# DPO 9: Science Performance Objective 2022-2027

Plano ISD will increase student learning in Science as evidenced by an increase in student performance on STAAR/EOC for All students by 7% at Approaches and 7% at Meets standard by 2027. Performance for Economically Disadvantaged students will increase by 17% at Approaches and 17% at Meets standard.

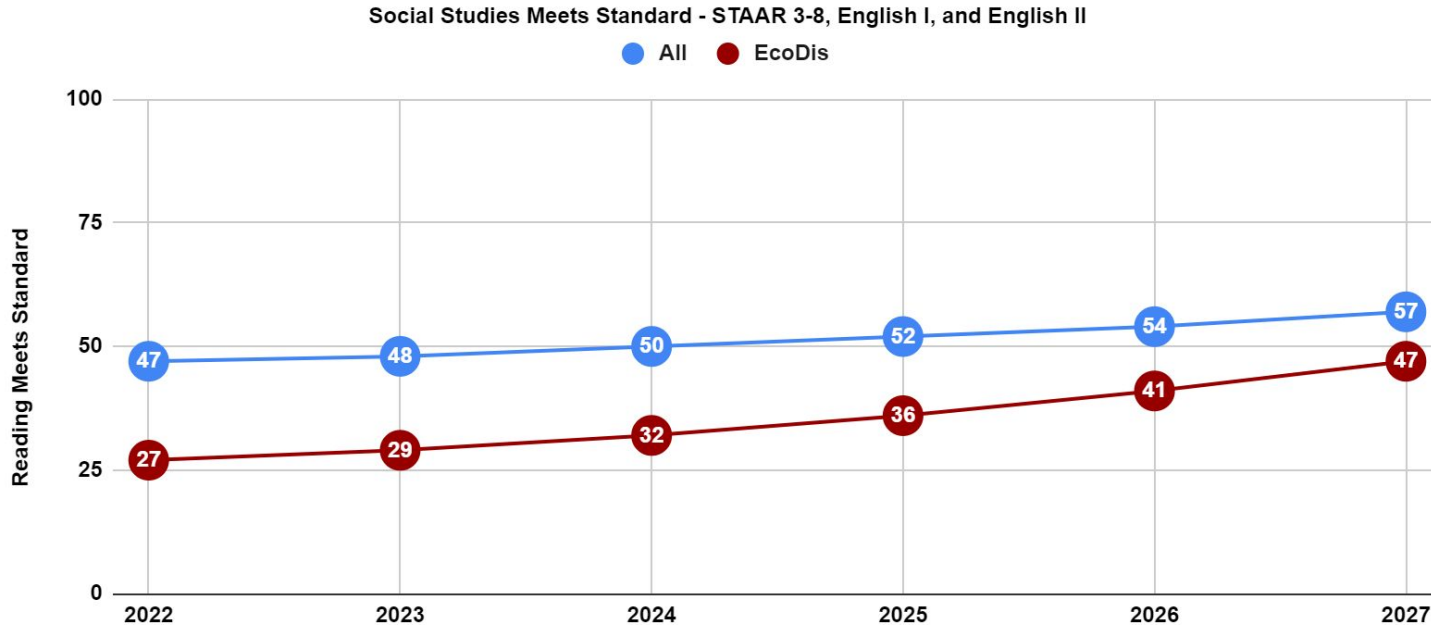


## Science - Major Strategies

- Equip campus teams to unpack content and process standards and to design and deliver instruction that improves student achievement and growth.
- Use data to provide more vertically aligned instruction.
- Design and provide training for general education teachers to improve inclusion practices for special education students across all grade levels.

# DPO 10: Social Studies Performance Objective 2022-2027

Plano ISD will increase student learning in Social Studies as evidenced by an increase in student performance on STAAR for All students by 10% at Approaches and 10% at Meets standard by 2027. Performance for Economically Disadvantaged students will increase by 20% at Approaches and 20% at Meets standard.



## Social Studies - Major Strategies

- Facilitate professional learning to equip teachers to analyze data to monitor student progress and plan instruction to remediate identified areas of need.
- Design and implement professional learning that supports the implementation of academic language and literacy strategies as part of tier one instruction to improve student achievement and growth.
- Train collaborative teams to create learning experiences that enhance critical thinking and independent student response as part of tier one instruction.

# District Goal 10: Graduation

## Performance Objective 1:

Plano ISD will increase the Hispanic 4-year graduation rate from 90.3% for the class of 2021 to 90.5% or higher for the class of 2023.

Plano ISD will increase the Economically Disadvantaged 4-year graduation rate from 92.3% for the class of 2021 to 92.5% or higher for the class of 2023.

## Performance Objective 2:

DIP - Plano ISD will increase the Federal 4-Year graduation rate for students identified as English Language Learner in grades 9-12 (EL anytime in grades 9-12) from 84.2% (class of 2021) to 85.4% (class of 2023)

## Performance Objective 3:

Plano ISD will increase the federal 4-year graduation rate for students receiving special education services from 80.1% (class of 2021) to 82.1% (class of 2023).



# District Goal 10: Graduation Strategies

## Performance Objective 1:

- Design and implement professional learning, tools, and resources for content area teachers supporting research-based assessment practices, including formative assessment and common assessment.
- Design and facilitate campus based data protocols to disaggregate assessment data and identify instructional priorities.
- Implement the college/career readiness platform, SchoolLinks, in a strategic manner that includes a plan for training staff, onboarding students, tracking of student and parent engagement, and monitoring of student completion of tasks outlined in the college/career readiness scope and sequence. Student and parent engagement will be tracked by campus and updates will be provided to campus leadership so that appropriate action can be taken.



# District Goal 10: Graduation Strategies

## Performance Objective 2:

- Monitor the implementation of the newcomer program on HS/SHS campuses as well as the attendance and academic progress of students participating in the newcomer program during year 1 of implementation.
- Evaluate the history of students listed as "continued HS" or "dropped out" who contributed to the 4 year graduation rate to identify barriers.
- Identify risk factors for long-term English learners that contribute to "drop out" list or have a need for "continued HS" in order to offer effective strategies for intervention.



# District Goal 10: Graduation Strategies

## Performance Objective 3:

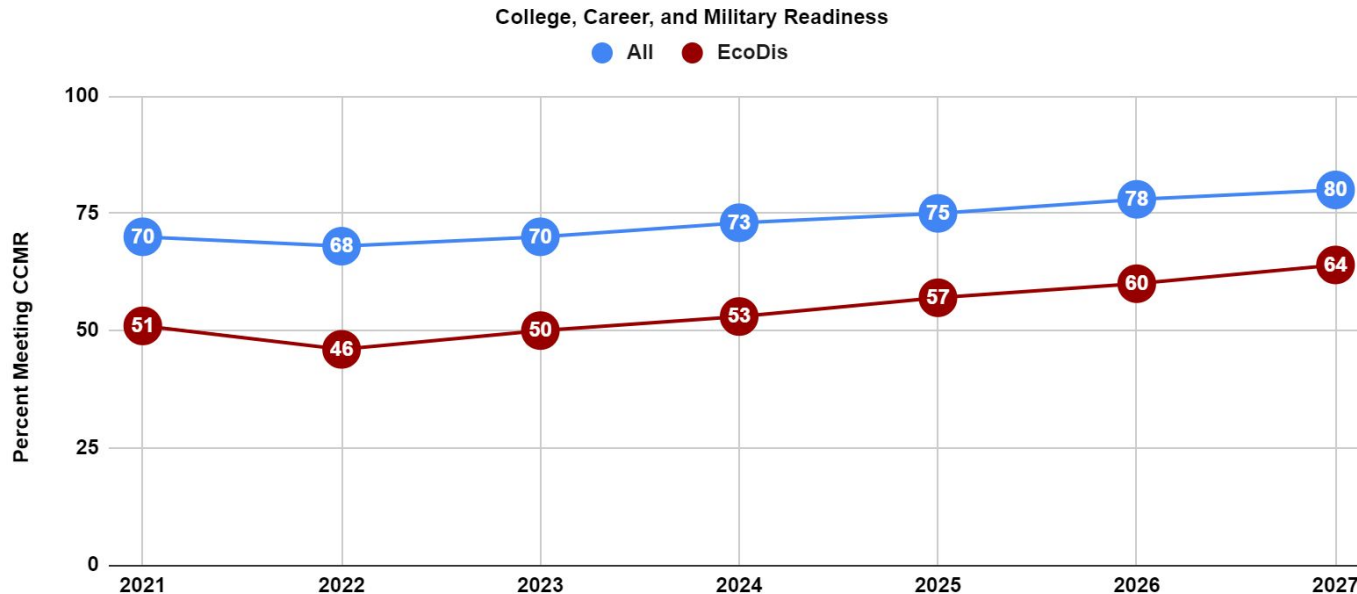
- Analyze current practices with special education students including: student progress toward graduation requirements; alignment of post-secondary goals and course study; and grading criteria for ARD revisions prior to loss of credit for failing.
- Develop system for early identification and response to special education students not making adequate progress toward graduation requirements.





# College, Career, and Military Readiness 2022-2027

Plano ISD will increase the percentage of graduates and seniors that meet the criteria for CCMR by 12% from 68% in the 2022 accountability (2021 graduates and seniors) to 80% by 2027. For economically disadvantaged students, the CCMR rates will increase by 17% from 46% in 2022 to 63% in 2027.



## CCMR and Graduation Rates - Major Strategies

- Work with SLI and each senior high campus leadership team to analyze their campus CCMR data, identify gaps, and create data-informed action plans.
- Schedule CCMR progress monitoring meetings at designated times during the year with secondary campus leadership teams to ensure progress is being made at each campus and that action plans are being updated based on current needs.

## CCMR and Graduation Rates - Major Strategies

- Identify students at each senior high school by end of junior year who have not met TSI benchmarks for reading, writing, and/or math and schedule meetings with them to discuss TSIA testing and/or College Prep course options, the benefits of both, and the importance of meeting TSI readiness standards.
- Create a military recruitment, tracking, and documentation strategy for each senior high school.
- Review the new industry-based certification list and the alignment to programs of study. Ensure there are opportunities to take industry-based certification exams to support students' graduation and post-secondary goals.



# District Improvement Planning Goals

- Review the District Performance Objectives
- Feedback and Comments (Post Notes on the Posters)
- DBIC Approval Vote